

NEW PRODUCT!

Talon™ Series

SELF-CONTAINED Linear Super-LED® DASH AND DECK LIGHTS



Officially Licensed
Warning Lights of
NASCAR®



TLN2



Unlit TLNS1 with
synchronize 3 wire pigtail



TLN1 with
bracket for deck
mounting



TLN1J
split LED module



TLNCV5 for
mounting around
3rd brake light



Don't let the small size fool you. This compact, lightweight warning light packs full-size Linear Super-LED power that rivals strobe in intensity! Now you can have serious warning protection in a package that's easy to mount or transfer from vehicle to vehicle.

New models include split LED models and model that straddles 3rd brake light on 2005 Ford Crown Victoria.



Talon with its small fits in your palm size, has a "big light" warning capability.



Available in red, amber, green, blue, and clear

Form# TALN0604

FEATURES (TLN & TLNS)

- Small size and clear outer lens make Talon barely detectable until powered on.
- Single, dual or split module, Linear Super-LEDs.
- Swivel/bail bracket with 3 suction cups, standard.
- Snap-on polycarbonate hood secures with two screws, minimizing flashback to the operator.
- Lightweight but sturdy, rated for 100,000 hours of operation.
- Polycarbonate assembly is safer in vehicle in the event of an accident or airbag deployment.

TLN Models

- 21 Scan-Lock™ flash patterns on dual model, and 15 Scan-Lock patterns on single model.
- Selection switch for flash patterns is located on the back of the lighthouse.
- Split LED models available. For additional available split colors, please contact factory.
- Eight foot straight cord with cigar plug On/Off switch and LED indicator.

TLNS Synchronize Models

- Synchronize models for unified warning lighting on your vehicle.
- 5 flash patterns with Phase 1 and Phase 2 for alternate and simultaneous flashing lamps.
- Supplied with 3 wire pigtails.

TLNCV5

- Straddles 3rd brake light with two Linear LED lighthoods in molded polycarbonate housing for 2005 Ford Crown Victoria.
- External low power control.
- 4 Scan-Lock flash patterns with simultaneous, alternating and cycle patterns with steady flash and steady burn.
- Supplied with 4 wire pigtail.



All Whelen Products
are Proudly
Designed & Manufactured
in the U.S.A.

WHELEN®
Engineers for the Emergency Warning Industry

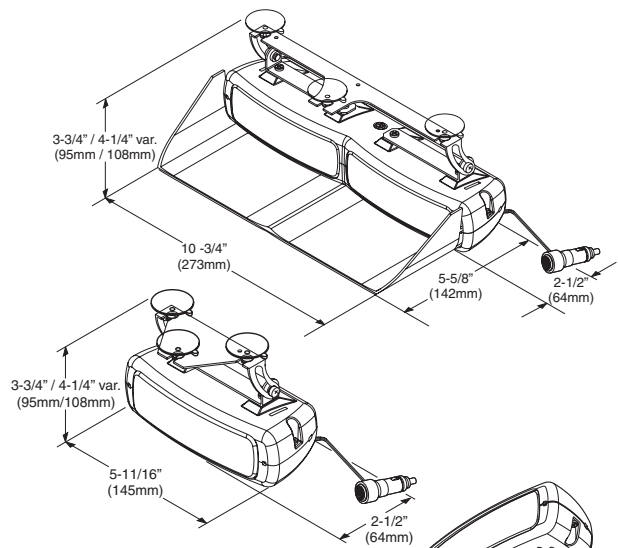
TALON™ SERIES - SUPER-LED® DASH & DECK LIGHTS

Talon™ Series Specifications

MODELS

- TLN1* Single module.
- TLN2** Dual modules.
- TLNS1* Single module, synchronize.
- TLNS2** Dual modules, synchronize.
- TLN1J: Single module, split red/blue.
- TLN1D: Single module, split red/white.
- TLN1E: Single module, split blue/white.
- TLN1K: Single module, split red/amber.
- TLN1M: Single module, split blue/amber.
- TLNCV5**: Dual modules for rear deck mounting around 3rd brake light of 2005 Ford Crown Victoria.

* Replace symbol in model number with letter indicating choice of color:
A = Amber, **B** = Blue, **R** = Red, **G** = Green, **C** = Clear/White.




Talon dash/deck lights can be mounted two ways:
 bracket mounting to dash/deck (right) or 3 suction cup mount to front or rear windshield

TLNCV5** mounted around 3rd brake light.



Bracket mounted on interior roof over tailgate.



Mounted on rear deck.



TLN2 with TLNBKT4 adjustable height mounting bracket shown mounted over vehicle's third brake light on rear deck.



TLN2 with TLNBKT5 mounting bracket shown mounted on headliner over rear deck.



Three suction cup mount to vehicle windshield, standard.



TLNBKT2 mounting bracket shown over front mirror.

Flash Pattern Notes:

To cycle forward through flash patterns:

Press pattern button for less than 1 second and release. Repeat for next pattern.

To choose a pattern:

While cycling through the patterns, allow a pattern to run for more than 5 seconds, this will become the default pattern.

To cycle backwards through all flash patterns:

Press pattern button for more than 1 second and release.

To reset to the first pattern:

Hold the pattern button down, turn the power on. Hold for more than 3 seconds and release.

OPTIONS for TLN & TLNS Series

- TLNBKT1: Low profile mounting (headliner mount) bracket for TLN1/ TLNS1 only.
- TLNBKT2: Low profile mounting (headliner mount) bracket for TLN2/ TLNS2 only.
- TLNBKT3: Visor mounting bracket (2 required for TLN2/TLNS2).
- TLNBKT4: Rear deck adjustable height mounting bracket for mounting over the 3rd third brake light.
- TLNBKT5: Headliner mounting bracket for 2003-2004 Ford Crown Victoria and Chevy Impala for use with single or dual talon.

Talon Flash Patterns

Single Talon

- SignalAlert™ 75 & 150
- RapidFire™ 375, 150, 75, & 15
- DoubleFlash 150, DoubleFlash 75,
- CometFlash® 75
- ActionFlash™
- ModuFlash™
- ComAlert™ 75
- ActionScan™
- SignalAlert Steady
- Steady

Double Talon

- RapidFire 680, 240, & 120
- Simultaneous RapidFire 150
- DoubleFlash 240, 120 & Simultaneous DoubleFlash 150
- CometFlash & Simultaneous CometFlash
- ActionFlash & Simultaneous ActionFlash
- ModuFlash & Simultaneous ModuFlash
- SignalAlert 120 & Simultaneous SignalAlert
- ScanFlash™
- CalFlash™
- California Steady w/RapidFire 240
- California Steady w/CalFlash
- California CometFlash
- California ActionFlash

*For double lighthead: The chosen flash pattern will alternate from one lighthead to the other. With a simultaneous flash pattern both lighthead will flash with that pattern simultaneously.

Synchronized Single Talon

(2 Phases per pattern)

- SignalAlert
- CometFlash
- DoubleFlash
- SingleFlash
- ComAlert (Phase 1 & 2)

Synchronized Double Talon


(2 Phases per pattern)

- SignalAlert
 - CometFlash
 - DoubleFlash
 - SingleFlash
 - ComAlert (Phase 1 & 2)
- Each flash pattern is alternating and simultaneous.

TLNCV5**

(3 Phases per pattern)

- SAFreedom
 - CometFlash
 - DoubleFlash
 - SingleFlash
 - Steady (Phase 1, 2 & 3)
- Each flash pattern is alternating, simultaneous and cycle.



Route 145, Winthrop Road
 Chester, Connecticut 06412-0684
 (860) 526-9504 • Fax: (860) 526-4078
 www.whelen.com



Whelen Engineering reserves the right to upgrade and improve products without notice.